








HAND TOOLS: PART I

1.1. Vocabulary

Ex. 1. Match the words to their Russian equivalents.

1. ball peen hammer 	a. шаровой молоток
2. nut driver 	b. коробка с мелками
3. hacksaw 	c. гвоздодер
4. claw hammer 	d. ножовка
5. phillips screwdriver 	e. выравнивать
6. level 	f. гаечный ключ
7. chalk box	g. отвёртка для

	<p>крестообразных шлицев</p>
-----------------------------------------------------------------------------------	------------------------------

Ex. 2. Complete the sentences with the given words.

bob, wallboard, pipe, slotted, tool, utility, measure

Using a plastic _____(1) saw, I carefully cut through the PVC piping to fix the leak.

Suspended from a plumb _____(2), the construction worker adjusted the angle of the wall until it was perfectly vertical.

With a _____(3) screwdriver in hand, I unscrewed the panel covering the circuit box.

Using a tape _____(4), I meticulously measured the dimensions of the room before ordering the furniture.

The mechanic carried his trusty _____(5) box to the accident site, ready to fix any issues with the vehicle.

Armed with a _____(6) knife, he expertly cut through the packaging and opened the delivery box.

The carpenter used a _____(7) saw to cut through thick sheets of drywall and complete the installation.

1.2. Reading

Ex. 1. Read the text.

HAND TOOLS USED IN PLUMBING

When it comes to plumbing, having the right hand tools can make all the difference. Whether you're fixing a leaky faucet or installing new pipes, having a set of reliable tools is essential. Here are some of the most common hand tools used in plumbing:

Firstly, the ball peen hammer is a must-have tool for any plumber. This hammer has a rounded end and a flat end, making it ideal for shaping metal pipes and fittings.

Another essential tool is the claw hammer. This hammer has a curved claw on one end that can be used to remove nails or other fasteners from walls and floors.

If you need to cut through metal pipes, a hacksaw is the tool for the job. This saw has a sharp blade that can easily slice through metal.

A level is also an important tool for any plumbing job. This tool helps you ensure that pipes and fittings are straight and level, which is crucial for preventing leaks.

A nut driver is another tool that every plumber should have in their toolbox. This tool is used to tighten and loosen nuts on pipes and fittings.

For working with plastic pipes, a plastic pipe saw is a must-have tool. This saw has a specialized blade that can cut through plastic without damaging the material.

To ensure that pipes are installed at the correct angle, a plumb bob is a useful tool. This tool hangs from a string and helps you determine if pipes are vertical or horizontal.

Lastly, a tape measure, wallboard saw, Phillips screwdriver, slotted screwdriver, chalk box, utility knife, and tool box are all essential tools for any plumber. With these tools in your arsenal, you'll be able to tackle any plumbing job with confidence.

Ex. 2. *In the text, find the following phrases:*

1. Независимо от того, чините ли вы протекающий кран
2. обязательный инструмент
3. без повреждения материала
4. для предотвращения протеканий
5. Чтобы убедиться в том, что трубы установлены правильно

Ex. 3. *Answer the questions.*

1. Why is it important to have the right hand tools for plumbing?
2. What is a ball peen hammer, and why is it useful in plumbing?

3. What is a claw hammer, and how can it be used in plumbing?
4. When might you need to use a hacksaw in plumbing?
5. Why is a level an important tool for preventing leaks in plumbing?
6. What is a nut driver, and what is its purpose in plumbing?
7. Why is a plastic pipe saw necessary when working with plastic pipes?
8. How does a plumb bob help ensure that pipes are installed correctly?
9. What other essential tools should every plumber have in their toolbox?

1.3. Communication

Ex. 1. Make sentences using the following words:

1. ball/peen/hammer
2. chalk/box/shelf
3. claw/hammer/nail
4. hacksaw/cut/metal
5. level/straight/sure
6. nut/driver/tighten
7. Phillips/screwdriver/toolbox
8. plastic/pipe/saw
9. plumb/bob/straight
10. slotted/screwdriver/hand